


An Insider Guide To Acing Your College Interview



Perfect Prep: An Insider's Guide to Acing Your College Interview by Ethelyn Geschwind

★★★★★ 5 out of 5

Language : English
File size : 1777 KB
Text-to-Speech : Enabled
Screen Reader : Supported
Enhanced typesetting : Enabled
Word Wise : Enabled
Print length : 130 pages
Lending : Enabled



Every year, thousands of high school students across the country apply to college. And while many of these students have the grades and test scores to get into their dream schools, only a select few will actually be invited to interview.

An interview is your chance to make a personal connection with the admissions committee and show them why you're the perfect fit for their school. It's also your opportunity to learn more about the school and make sure it's the right place for you.

If you're lucky enough to be invited to an interview, don't panic! With a little preparation, you can ace your interview and increase your chances of getting into your dream school.

Here's a step-by-step guide to help you prepare for your college interview:

1. Do your research

Before you even step foot on campus, take some time to learn as much as you can about the school. Visit the school's website, read the admissions materials, and talk to current students and alumni. The more you know about the school, the better prepared you'll be to answer questions about why you want to attend.

2. Practice your answers

The admissions committee will likely ask you a number of questions during your interview. Some of these questions will be general, such as "Tell me

about yourself" or "Why do you want to attend this school?" Others will be more specific, such as "What are your academic goals?" or "What are your extracurricular activities?"

It's important to practice your answers to these questions ahead of time so that you can deliver them confidently and concisely. You don't want to sound rehearsed, but you also don't want to stumble over your words.

3. Dress professionally

First impressions matter, so make sure you dress professionally for your interview. This doesn't mean you have to wear a suit or a dress, but you should choose clothes that are clean, pressed, and appropriate for a business setting.

4. Be on time

Punctuality is important, so make sure you arrive for your interview on time. If you're running late, call the admissions office to let them know.

5. Be yourself

The most important thing is to be yourself during your interview. The admissions committee wants to get to know the real you, so don't try to be someone you're not.


6. Ask questions

At the end of your interview, the admissions officer will likely ask you if you have any questions. This is your chance to learn more about the school and show that you're interested in attending.

7. Follow up

After your interview, send a thank-you note to the admissions officer. This is a simple way to show your appreciation for their time and to reiterate your interest in attending the school.

By following these tips, you can increase your chances of acing your college interview and getting into your dream school.



Perfect Prep: An Insider's Guide to Acing Your College


Interview by Ethelyn Geschwind

★★★★★ 5 out of 5

Language : English
File size : 1777 KB
Text-to-Speech : Enabled
Screen Reader : Supported
Enhanced typesetting : Enabled
Word Wise : Enabled
Print length : 130 pages
Lending : Enabled

FREE

DOWNLOAD E-BOOK



Dive into the Enchanting World of Manatees: An Unforgettable Journey with National Geographic Readers

Unveiling the Secrets of the Gentle Giants: A National Geographic Adventure In the serene waters of coastal ecosystems around the world, there lives an enigmatic creature...



The Farm Reggie and Friends: US Version - A Captivating Adventure for All Ages

A Heartwarming Tale that Embraces Diversity Step into the vibrant world of "The Farm Reggie and Friends: US Version," where diversity and friendship shine brightly....